


Name: _____

Let's Write words with 'ee'




Directions: Complete each sentence using the picture clues at the bottom. Cut and paste the pictures to match each sentence.




I love to eat crackers and

_____.




Our mouth is full of lots
of _____.



My bicycle has a very round

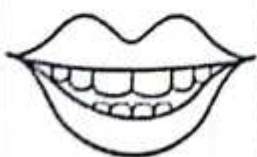
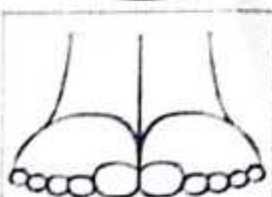
_____.



The _____ is
buzzing by the flower.



Can you put your shoes on
your _____ ?



Name _____

Write the missing letters in these words.


ee



h _ _ l



p _ _ p



sl _ _ p




m _ _ t



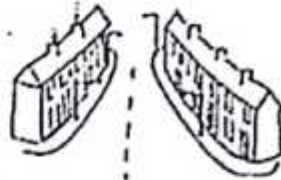
s _ _



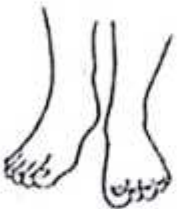
b _ _



tr _ _



str _ _ t



f _ _ t








sw _ _ t

Name :


Date :

Subject : English Phonics

Circle the correct word for each picture.

	bell well sell
	will hill drill
	well yell tell
	mill drill pill
	sell yell doll

Word Search Puzzle School



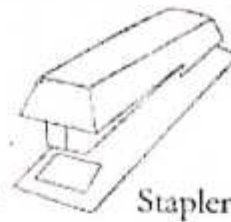
Crayons



Board



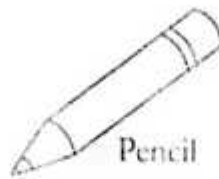
Globe



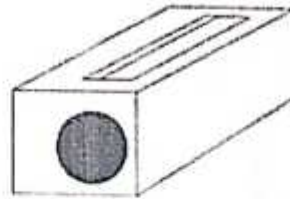
Stapler




School



Pencil



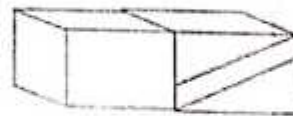
Sharpener



Ruler



Scissors



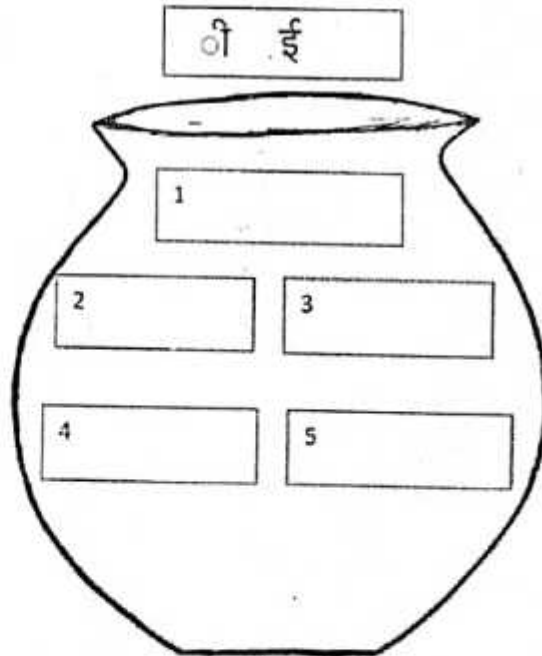
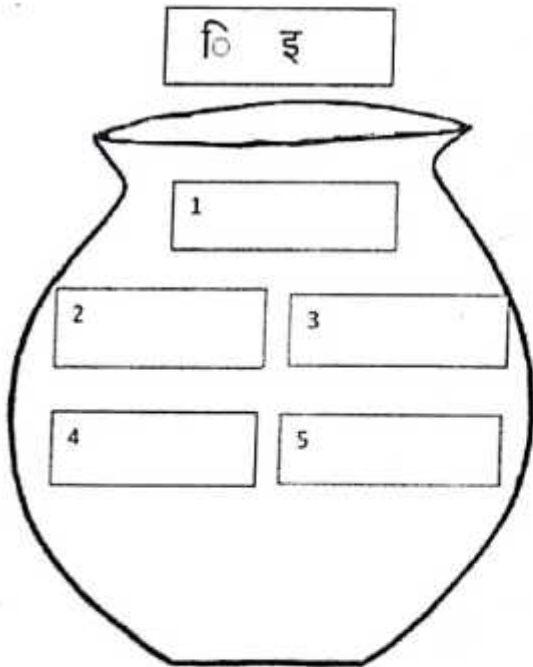
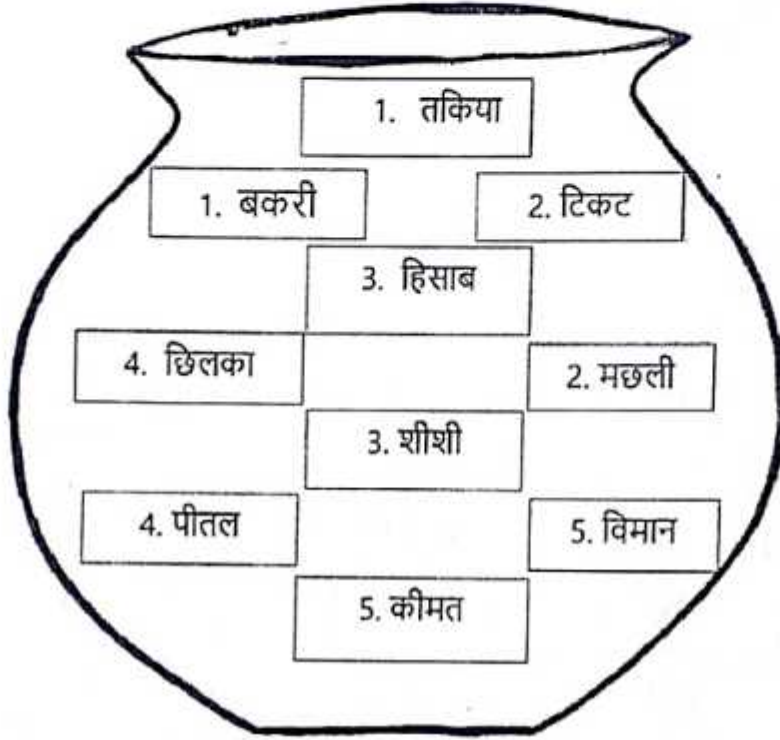
Eraser

Daily Use Sentences

1. Good morning!
2. Good day to you, Sir!
3. He is still not well.
4. well done! Keep it up!
5. I will call you later.
6. I will catch you soon.
7. Please give me your hand.
8. Get out of my sight.
9. I did not understand
10. What do you mean?
11. What are you talking about?
12. Could you stay away from my stuff?
13. I am sorry.
14. I am feeling tired today!
15. It's none of your business.
16. I don't know.
17. We both like each other.
18. Come quickly.
19. Talk to you later.
20. Thank You very much.
21. What is your problem?
22. Can I ask you something?
23. It was nice meeting you
24. How are you?
25. What is going on?
26. What are your likes and dislikes?
27. Sorry for the inconvenience.
28. What can I do for you?
29. Will you please help me with this?
30. This is not a joke.
31. Stop kidding.
32. What is happening here?
33. Everything is fine.
34. Did you get my point?
35. What do you want from me?
36. How old are you
37. Where is your office?
38. Get ready to go to school.
39. I will try my level best
40. Are you joining us?
41. I am very pleased to meet you.
42. You are my responsibility.
43. This is not fair.
44. What are you doing today?
45. Please say something.
46. I will come again.
47. What would you like to have?
48. Thank you for inviting us.
49. It's my pleasure.
50. Thank you for the advice.
51. Many happy returns of the day.
52. Happy birthday!
53. I wish you a happy married life
54. Please be seated.
55. I'm on my way
56. When will you reach?
57. Nice to meet you.
58. Is everything alright?
59. Hope to see you next time
60. Do you speak English?

कुछ खेलें

- मटके में रखे 'इ' और 'ई' मात्रा वाले शब्द मिलजुल गए हैं। उनमें से इ और ई मात्रा वाले शब्दों को छाँटकर अलग - अलग मटके में रखें।



अभ्यास

नीचे दिए शब्दों का उच्चारण कर उन्हें फिर से लिखें।

तितली

वीणा

विजली

साड़ी

गरीब

लड़की

सीधी

इमली

मछली

बीस

दादी

खीर

वकरी

ठीक

भील

मीरा

नीम

सीता

सीधी

साथी

मीठी

शीशा

मामी

खीरा



मात्रा की यात्रा

। की मात्रा सही स्थान पर लगाओ।

रम्.....

ब...ज...

सीत्.....

क...ल...

राज्.....

पपीत्.....

अ...म्

द....म

म...म.....

र...ध...

हर...

दीय...

मीर...

अ...ज...





ी की मात्रा

रिक्त स्थानों में सही मात्राएँ लगा कर वाक्यों को पूर्ण कीजिये।

- मीता की दाद... बीमार है।
- मेरे मामा-माम... ने मुझे उपहार दिया।
- आज दीपावल... का त्यौहार है।
- आसमान का रंग न...ला होता है।
- पप...ता मेरा मनपसंद फल है।
- स...ता भगवान राम की पत्नी थी।

BIG & SMALL


Color Big object with red and Small with blue.




Draw in the given space -

Thick, thicker, thickest

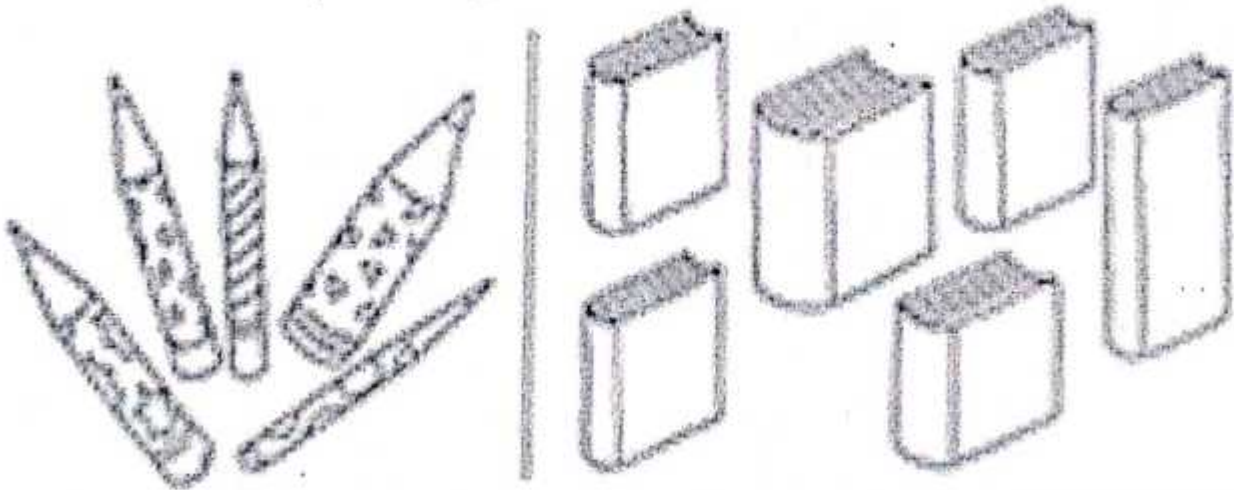
A thick tree trunk A thicker tree trunk







A thick candle A thicker candle



Ring the thickest



Fill in the Missing Numbers



FIND MISSING LETTERS AND WRITE

1- O N E

2- T _ _ _

3- T _ _ _ E

4- F _ _ R

5- _ _ _ E

6- _ _ _ _

7- S _ _ _ N

8- E _ _ _ T

9- N _ _ _

10- _ _ _ _

11- E _ _ _ _ N

12- TW _ _ _ _

13- T _ _ _ TEEN

14- FOUR _ _ _ _

15- FIF _ _ _ _

16- SIX _ _ _ _

17- SE _ _ _ _ EN

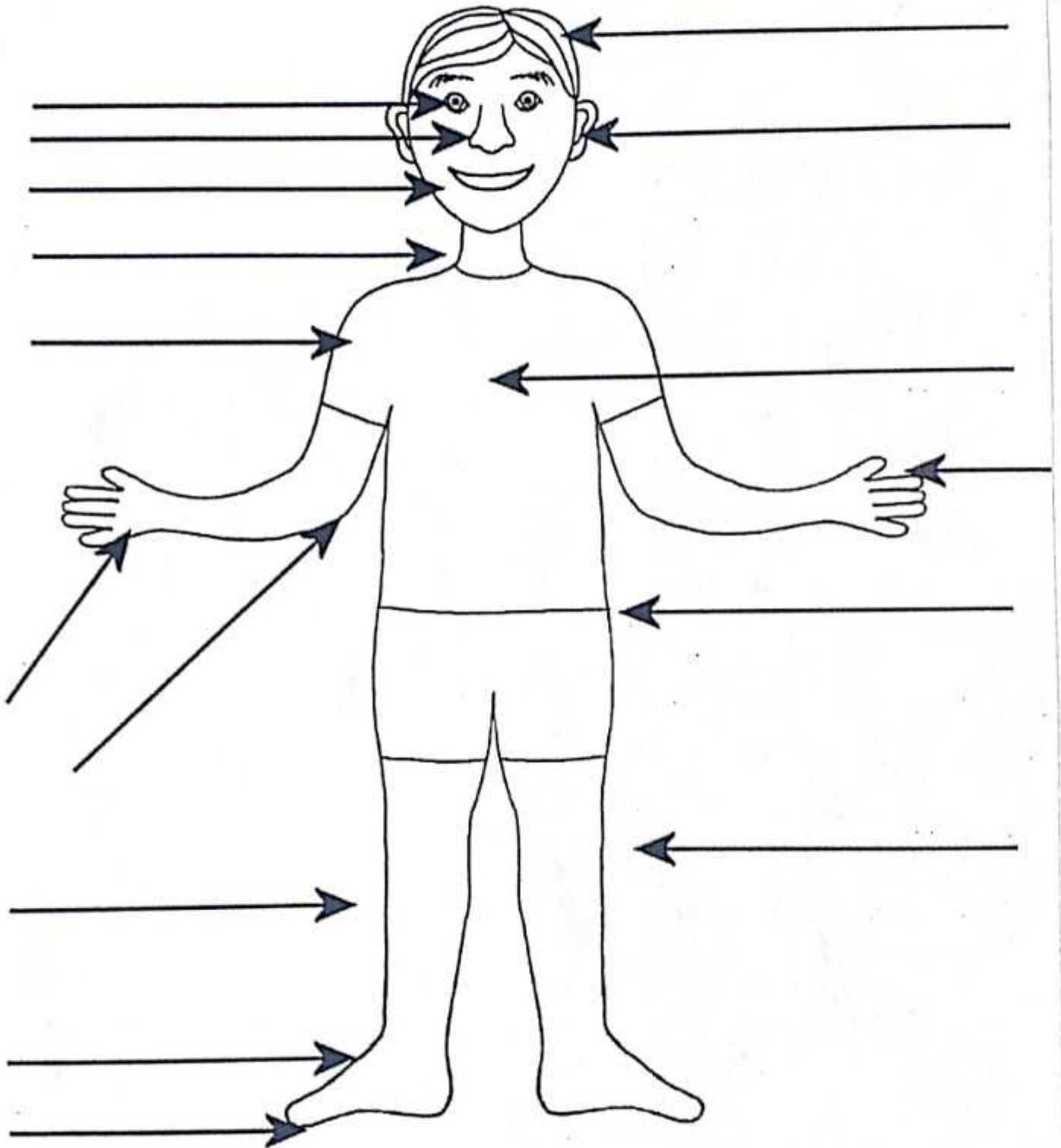
18- _ _ _ _ EEN

19- _ _ _ _ TEEN


20- TW _ _ _ _

Body Part Worksheet

Label the boy's body with the correct body part names.



HUMAN SENSES

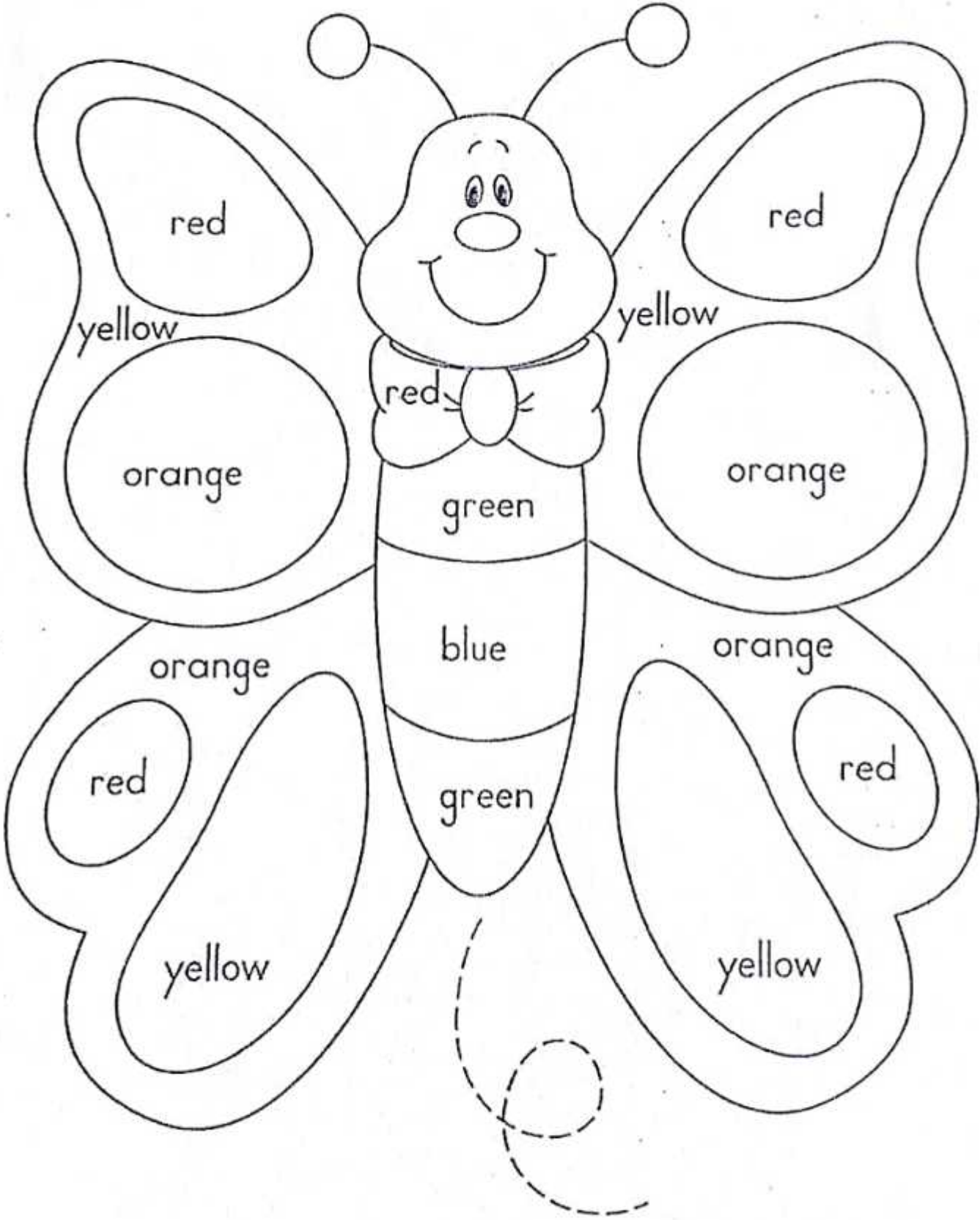


G.K

☆ Learn Questions/Answers of Term I


G.K QUESTIONS	
Term I	
Q.1 Who is the Principal of our school?	
Ans. Dr. D.D. Vidyarthi is our Principal.	
Q.2 In which city do you live?	
Ans. I live in Jind.	
Q.3 In which Country do you live?	
Ans. I Live in India.	
Q.4 What is your home address?	
Ans. My home address is	
Q.5 What is your contact number?	
Ans. My contact number is	
Q.6 What is your Father's occupation?	
Ans. My Father is a	
Q.7 What is your Mother's occupation?	
Ans. My Mother is a	
Q.8 Which is the capital of India?	
Ans. New Delhi is the capital of India.	
Q.9 Who is the Prime Minister of India?	
Ans. Shri Narendra Modi Is the Prime Minister of India.	
Q.10 How many states are there in India?	
Ans. There are 28 states in India.	

Color the butterfly.



Colour the picture

STAY SAFE




Wear a Hat


IN THE



Find Some Shade



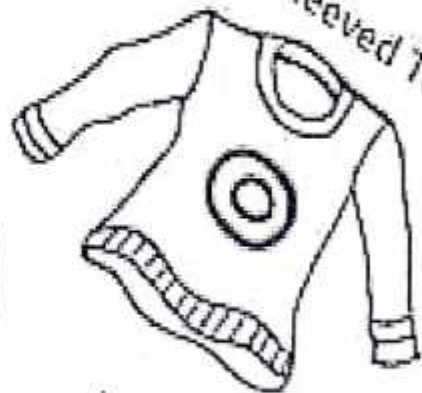
Use Suncream




Wear Sunglasses



Wear a Long-Sleeved Top




Colour and decorate the picture.



Activity- Hand Printing


Make designs with Hand Printing



Name _____ Grade 1 _____

Matching - Computer Parts

Directions: Identify and match each computer term.




1.

A. Keyboard



2.

B. Monitor



3.

C. Printer




4.

D. CPU



5.

E. Mouse



6.

F. Speakers

नैतिक शिक्षा

- ☆ प्रतिदिन ओउम् का उच्चारण करें।
- ☆ पुस्तक में से आर्य समाज के नियम याद करें।
- ☆ पाठ 1 - प्रार्थना याद करें।

PROJECT WORK

- ☆ Prepare a working model of Abacus.
- ☆ Draw or paste one big size Fruit, one Vegetable, one Animal, one Bird, one Mode of Transport on A4 size sheet.
(only one image on one sheet)
- ☆ Prepare a craft item with waste material.

